



**GLIDEROL**  
GARAGE DOORS

Opening Doors Around the World®

[www.gliderol.co.uk](http://www.gliderol.co.uk)



**Gliderol Insulated  
Roller Doors**



## **Gliderol Insulated Roller Door** Insulated Automatic Roller Door

## **Gliderol Insulated Roller Door Compact** Insulated Automatic Roller Door

## **Gliderol Insulated Roller Door Manual** Insulated Manual Roller Door

The Gliderol Insulated Roller Door Compact is perfect when space is at a minimum. It has all the features of Gliderol Insulated Roller Door but employs a narrower lath that requires only 205mm of headroom. Gliderol Insulated Roller Door Compact is available in guide heights up to 2286mm and over guide widths up to 3000mm.

Gliderol Insulated Roller Doors are a tried and tested technical marvel! The controls and sensing systems are proven performers in all weathers, day-in, day-out and are manufactured under Gliderol's strict quality controls. Security is provided by spring steel loaded locking straps along the barrel - not one locking point but at least three! Should an attempt be made to force up the door curtain, an integral alarm buzzer sounds on the wall control - an excellent deterrent to potential intruders.

The main image shows a door with a full box option and a cut-away to show the motor end and the manual crank in position. The motors have ample power to lift the door smoothly and quietly and once set up will operate reliably for years. A range of controls make everyday use trouble-free. The manual version is spring assisted and includes a locking lath positioned as shown right for positive location of the locking bars.



The locking lath on manual doors is fitted to the lower portion of the door.



Standard motorised doors up to 2438mm are available with a half or full roll box. The full roll box (shown above) completely encloses the barrel for a very neat installation. The half roll box provides a fascia for the door curtain to close against and a top cover to stop dust and dirt dropping into the mechanism.



The image shows the two relative sizes of each door roll box.



Gliderol Insulated Roller Doors take up very little space inside your garage. The standard configuration requires 300mm of headroom and is supplied with either 70 or 90mm guides depending on specification. **The compact version is available for doors up to 7sqm at just 205mm headroom with 65mm side guides.**

The Gliderol Insulated Roller Door is an intelligent design solution creating a smart and stylish door that features vertical travel, insulation, all round weather protection and remote control operation as standard - quite a package!

The most compact garage door type, the door rolls round a barrel above the door, using the minimum of space inside the garage. Indeed, when space is very tight, a **compact version** is available that requires just 205mm of headroom. The spectrum of finishes makes Gliderol Insulated Roller Door the perfect choice for any home.

Gliderol Insulated Roller Door's aluminium lath is highly corrosion resistant and filled with the CFC-free dense foam that provides **insulation** and strength. Laths are 77mm deep and interlock to form the door curtain. The compact version has 55mm deep lath to allow a tight roll, reducing the headroom requirement.

The aluminium side guide tracks that enclose the ends of the door curtain provide solid fixing points for the door and limit the passage of draughts around the curtain.



**GLIDEROL  
GARAGE DOORS**

Opening Doors Around the World®

[www.gliderol.co.uk](http://www.gliderol.co.uk)

## intelligent design, elegantly simple solutions



**1.** If the power fails a simple hand crank is used to operate the door. **2.** An optional external crank with lockable access is also available should there be no other access to the garage. **3.** Wireless safety systems, with state of the art wireless safety edge and audible and visible alarms for security. **4.** Felt on the barrel rings help reduce marking to the door curtain over time. **5.** A powerful, quiet motor concealed within the barrel of the door drives the door and holds the curtain in a locked down state when closed. **6.** Security is excellent with spring steel loaded locking straps that prevent forced lifting of the door. **7.** Manual doors have twin locking bars for equally effective locking operated by simple key turn in the locking lath (outside and inside view shown above.\* **8.** The wall-mounted control unit provides a courtesy light and push button control for the door.

## Smart Phone Technology

**SMART PHONE TECHNOLOGY - My Hand.** The whole house under your control. My Hand permits the control all your home's automated systems, including rolling shutters, blinds, awnings, garage doors, gates and lighting.

My Hand acts as an interface between your smart phone, iPad, android device and PC and the device you want to operate. My Hand transmits open/stop/close and timed radio signals to your devices. Rooms with devices can be allocated a name and transmitters assigned to each device in each room to operate individually or in groups.

**Simple to install and commission.**

Simply plug into your broadband router to reveal the IP address, type this into your browser to reveal a world of control from your smart phone, iPad tablet or PC.



\* Locking and vision laths are finished in smooth satin and may differ slightly in texture and colour to the other laths in the door curtain. Laminates supplied with brown only.

# Available Colours Are:

Painted finishes (eggshell finish):



**NEW** Painted finishes (woodgrain eggshell finish):



Laminate finishes (woodgrain textured finish):



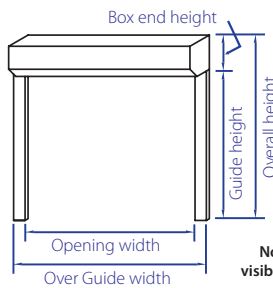
Gliderol Insulated Roller Door **Compact**<sup>®</sup>  
Painted finishes (eggshell finish):



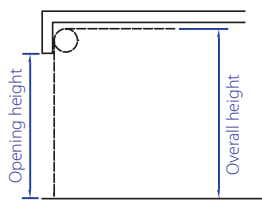
**A Note Concerning Colours:** Door guides are available in colours matching the door curtain except laminate door colours (supplied in brown). Coloured guide rails are supplied as standard, however they may not exactly match the lath colour. The manufacturing process for the lath profile results in a textured finish, whilst all other coloured items (guides, bottom laths, lock laths, optional fascias and vision panels) are supplied in a satin finish so cannot be guaranteed to match exactly. Over time, some scuffing may occur on front and rear surfaces of doors as a result of their normal operation.

## Technical Information

Width Measurement Guide

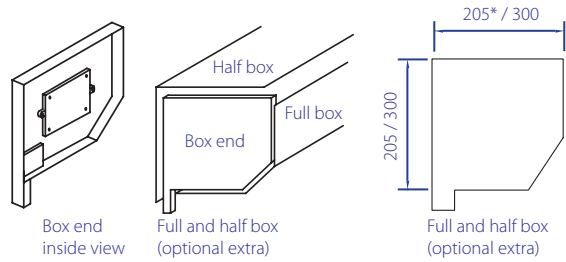


Height Measurement Guide



**Note:** A portion of the bottom rail will be visible below the top rail of the opening when the door is in the open position.

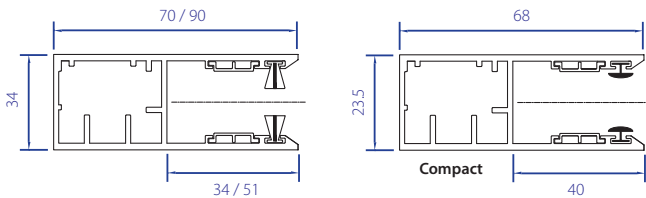
Box End Details



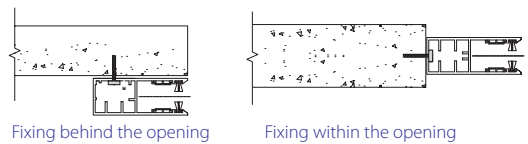
\* Compact version

**Note:** Full and half boxes are available to match painted coloured door curtain. Vandyke Brown boxes are supplied as standard for laminated door curtain.

Guide Specification



Fixing Options



**GLIDEROL  
GARAGE DOORS**

Opening Doors Around the World<sup>®</sup>  
www.gliderol.co.uk



All Gliderol products are CE marked and built within our audited ISO 9001 quality systems.

**Guarantees** - so long as the door is correctly installed and reasonably maintained, 5 years electrical, 6 years mechanical and 10 years on the door finish. CE tested and approved. Ask for details.

Gliderol Garage & Industrial Doors Limited  
Davy Drive, North West Industrial Estate,  
Peterlee, Co Durham SR8 2JF

Telephone: (0191) 518 0455 • Facsimile: (0191) 518 0548  
info@gliderol.co.uk • www.gliderol.co.uk

*Please Note: As ours is a policy of progressive design we reserve the right to change without prior notice. All colours shown are limited by the printing process and will not be a precise match for actual finishes. Please request samples of your choice. Errors and omissions excepted. January 2016.*